

## LOW BAY

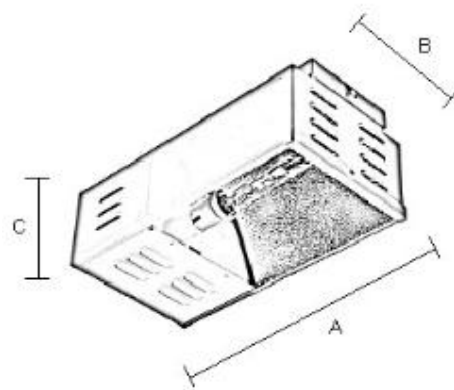


### Features

- Shallow profile
- Detachable back plate can be installed first - body then hinged and locked into position by knurled screw
- Hammered specular reflector fitted as standard
- Optional specular reflector in faceted polished aluminium for racking installations
- Plug in removable gear tray accessed via door on end of the gear compartment

### Construction







- Steel body and gear housing finished in white
- Two BESA entries in backplate for conduit or suspension mounting with two additional 20mm knockouts provided on side flanges of backplate
- Triple pole mains terminal block
- Supplied with lamp and gear



### To specify/order

Steel low-bay body with detachable back plate and plug-in gear tray with reflector and discharge lamp as per TamLite 'LI' range supplied with lamp and gear

### Low-bay

Cat No	Lamp		Dimensions			
			A	B	C	Weight (kg)
LI 250HPI	1 x 250W HPI/T		592	316	230	9.05
LI 250M	1 x 250W MBF/U		592	316	230	8.90
LI 400HPI	1 x 400W HPI/T		592	316	230	10.40
LI 400M	1 x 400W MBF/U		592	316	230	10.40
LI 400S	1 x 400W SON/T		592	316	230	11.40
LI 250S	1 x 250W SON/T		592	316	230	10.68

### Accessories

Suffix	Description
LISWG	Dished wire guard
LIGLASS	Toughened glass cover
LIPPD	Polycarbonate prismatic diffuser cover
LIPCDIFF	Clear polycarbonate diffuser can be used with high rack reflector

### Options

Suffix	Description
TI	Timer igniter
DLST	Lamp sensor & timer
CS	Cold store version for operation down to SON - 40°C HPI -20°C MBF-U -20°C
HR	High rack reflector



TAMLITE LIGHTING TECHNICAL DEPARTMENT  
TEL 01952 292441 Fax 01952 292155  
e-mail [technical@tamlite.co.uk](mailto:technical@tamlite.co.uk)

lighting for  
a living